

PARTY Collection



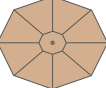
With a pulley and rope opening and closing system, this classic and traditional center pole umbrella is easy to use and easily meets all standard requirements. Its lightweight, robust and durable qualities make it practical for many uses.

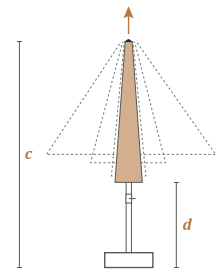
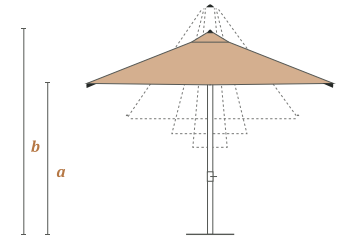
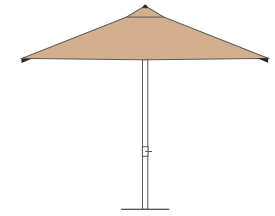


UMBRELLA FRAME	Center Pole	VALANCE	Available Upon Request (+5%)
SHAFT	Aluminum Ø 1.97" x 0.08" (5 x 0.20 cm)	VENT	Soft
NUMBER OF RIBS	8 Ribs	VENTS	----
RIB MEASUREMENTS	Aluminum 0.98" x 0.79" x 0.08" / 1.38" x 0.79" x 0.08" (2.48 x 2 x 0.20 / 3.50 x 2 x 0.20 cm)	CANOPY TILT	----
INTERNALLY REINFORCED	----	CANOPY HEIGHT	Fixed
SIDE ARMS	----	UMBRELLA ROTATION	360°
NUTS, BOLTS, SCREWS	Stainless Steel	CRANK	----
ALUMINUM COATING	Powder Coating	EQUIPPED FOR SIDEWALL FITTING	Included
OPENING / CLOSING	Rope & Double Pulley System	LOGOS	Available Upon Request
RIB JOINTS	Nylon Triangle With Rivets	FABRIC & VELCRO GUTTERS	Available Upon Request
CANOPY	Sunbrella®	WEIGHT OF STRUCTURE W/ FABRIC	Approx. 40 lbs.

structure size range: 8' x 8' - Ø 15' 0" (243,84 x 243,84 - Ø 457,2 cm)

Approximate measures in cm on any bases or underground tube

MODEL	GENERAL MEASUREMENTS		DETAILED MEASUREMENTS			
	a	b	c	d		
	RPI2525	8' 0" x 8' 0" 250 x 250	7' 7" 230	9' 0" 275	9' 0" 275	3' 1" 95
	RPI3030	10' 0" x 10' 0" 300 x 300	7' 7" 230	9' 0" 275	9' 0" 275	2' 2" 65
	RPI3535	11' 6" x 11' 6" 350 x 350	8' 0" 245	9' 2" 280	9' 2" 280	1' 2" 35
	RPI4040	13' 0" x 13' 0" 400 x 400	8' 0" 245	9' 10" 300	9' 10" 300	8" 20
	RPI3525	11' 6" x 8' 0" 350 x 250	7' 7" 230	9' 4" 285	9' 4" 285	2' 4" 70
	RPI4030	13' 0" x 10' 0" 400 x 300	7' 9" 235	9' 2" 280	9' 2" 280	1' 0" 30
	RPI4535	15' 0" x 11' 6" 450 x 350	7' 10" 240	9' 10" 300	9' 10" 300	8" 20
	RPID30	Ø 10' 0" Ø 300	7' 7" 230	8' 8" 265	8' 8" 265	3' 7" 110
	RPID35	Ø 11' 6" Ø 350	7' 7" 230	9' 0" 275	9' 0" 275	3' 3" 100
	RPID40	Ø 13' 0" Ø 400	7' 7" 230	9' 2" 280	9' 2" 280	2' 7" 80
	RPID45	Ø 15' 0" Ø 450	7' 10" 240	9' 6" 290	9' 6" 290	1' 10" 55




bases



AB5050
Iron base 20"x20" (50x50cm)
for bolt down
(16 kg, 35 lbs).



ATINR-J
Iron base tube for
in-ground insertion
(5 kg, 11 lbs).

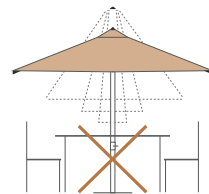


AR7070
Iron base 27"x27" (70x70cm) ready
for 4 concrete weights (47 kg, 103 lbs).
ACEM47
Set of 4 concrete weights
(Total 160 kg, 352 lbs).

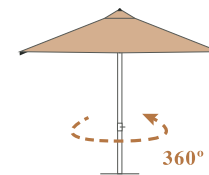


ACOP70 (OPTIONAL)
Cover for weights
and base (5 kg, 11 lbs).

features



NO furniture removal
on selected sizes



Rotation

ACCESSORIES



LED spotlight with joint

Watt	3
Volt	12



LED strip with rigid profile - cold light

cm.	50	100
in.	20"	40"
Watt	9	18
Volt	12	12



Wheel covered in rubber with brake* Select models only



Pillow for coverbase in fabric or faux leather
27"x27" or 35"x35"
(70x70 cm or 90x90 cm)

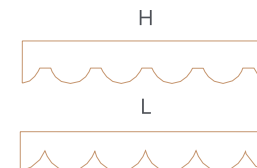
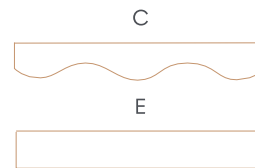
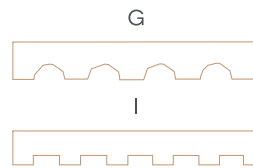
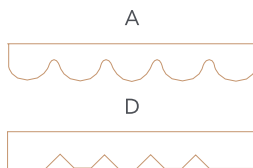


Pillow for cover base in fabric or faux leather
21"x46" (117x54 cm)



Nylon storage bag

valance types





www.poggesiusa.com

11550 Interchange Circle North - Miramar, FL 33025

1.786.558.2233 1-888 POGGESI