

KING Collection

The KING collection brings majestic elegance and details in aesthetics and functionality. The KING collection has a span of up to 16' with a patented de-centralized structure. Operation is with a handle crank that allows for multiple functions including 360° rotation, tilt and height adjustment of the canopy. The design also allows for non-removable furniture below. The KING is suited for large seating spaces, restaurants, decks and anywhere that requires expansive adjustable coverage.

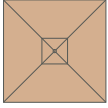

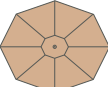


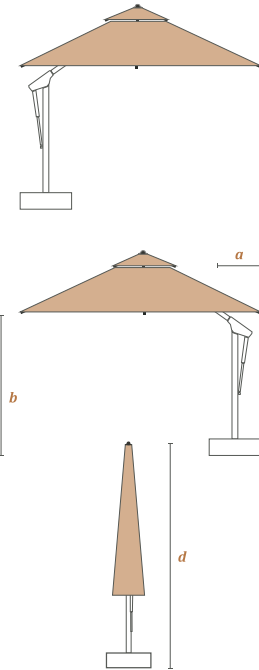
UMBRELLA FRAME	Cantilever	VALANCE	Available Upon Request (+5%)
SHAFT	Aluminum 4.61" x 4.17" x 0.12" (11.70 x 10.59 x 0.30 cm)	VENT	Stiff – Raised
NUMBER OF RIBS	8 Ribs	VENTS	On Request
RIB MEASUREMENTS	Aluminum 1.38" x 0.79" x 0.08" (3.50 x 2 x 0.20 cm)	CANOPY TILT	Yes
INTERNALLY REINFORCED	----	CANOPY HEIGHT	Adjustable
SIDE ARMS	Aluminum 4.13" x 2.87" x 0.12" (10.49 x 7.28 x 0.30 cm)	UMBRELLA ROTATION	360°
NUTS, BOLTS, SCREWS	Stainless Steel	CRANK	Included
ALUMINUM COATING	Powder Coating	EQUIPPED FOR SIDEWALL FITTING	Available Upon Request
OPENING / CLOSING	Two Winches w/ Cable & Endless Screw	LOGOS	Available Upon Request
RIB JOINTS	Nylon Triangle With Rivets	FABRIC & VELCRO GUTTERS	Available Upon Request
CANOPY	Sunbrella®	WEIGHT OF STRUCTURE W/ FABRIC	Approx. 121 lbs.

structure size range: 13' x 13' - Ø 16' 6" (396,24 x 396,24 - Ø 502.92)

Sizes related to pole position (x)

Approximate measures in cm without base or underground tube. On any base + 15 cm. On the base 25x25 + 7 cm

MODEL	GENERAL MEASUREMENTS			DETAILED MEASUREMENTS			
				a	b	c	d
	KNG4040	13' 0" x 13' 0"	400 x 400	9" 23	7' 1" 215	9' 5" 286	12' 8" 385
	KNG4545	15' 0" x 15' 0"	450 x 450	1' 11" 58	7' 1" 215	9' 9" 298	12' 8" 385
	KNG4030	13' 0" x 10' 0"	400 x 300	-7" -17	7' 1" 215	9' 3" 281	12' 8" 385
	KNG4535	15' 0" x 11' 6"	450 x 350	3" 8	7' 1" 215	9' 5" 288	12' 8" 385
	KNG5040	16' 6" x 13' 0"	500 x 400	1' 1" 33	7' 1" 215	9' 9" 298	12' 8" 385
	KNGD40	Ø 13' 0"	Ø 400	7" 17	7' 1" 215	9' 3" 281	12' 8" 385
	KNGD50	Ø 16' 6"	Ø 500	2' 1" 64	7' 1" 215	9' 9" 296	12' 8" 385




bases



AB2525
Iron base 10"x10" (25x25cm)
for bolt down (5 kg, 11 lbs)



ATINS
Iron base tube for
in-ground insertion
(6 kg, 13 lbs).



5,90" 15 cm
7,87" 20 cm



7" 17,78 cm

AB9090
Iron base 35"x35" (90x90cm),
ready for 4 concrete
weights (47 kg, 103 lbs).
ACEM49
Set of 4 concrete weights
(ACEM49 Total - 263 kg, 579 lbs).

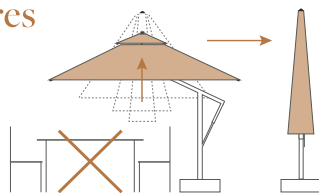


8,25" 20,95 cm

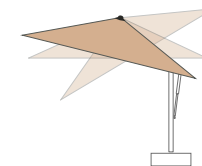
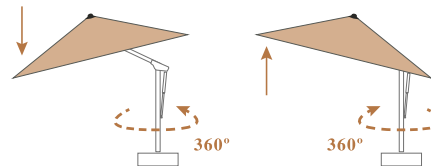
ACOP90-T (OPTIONAL)
Cover for base and
double weights

AB9090+ACE49+ACE47
Large base with 8 weights
(Total 398kg, 877lbs.)
(+ OPTIONAL - NOT SHOWN)
Cover for base and weights

features



NO furniture
removal



Rotation

ACCESSORIES



LED spotlight with joint

Watt	3
Volt	12



LED strip with rigid profile - cold light

cm.	50	100
in.	20"	40"
Watt	9	18
Volt	12	12



Wheel covered in rubber with brake* Select models only



Pillow for coverbase in fabric or faux leather
27"x27" or 35"x35"
(70x70 cm or 90x90 cm)

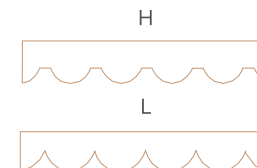
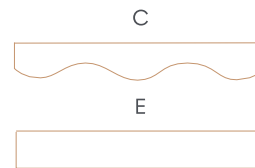
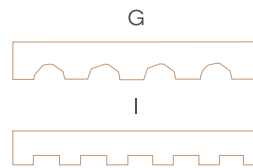
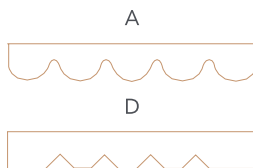


Pillow for cover base in fabric or faux leather
21"x46" (117x54 cm)



Nylon storage bag

valance types





www.poggesiusa.com

11550 Interchange Circle North - Miramar, FL 33025

1.786.558.2233 1-888 POGGESI