

DEHOR Collection

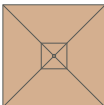

The Dehor Collection is perfect for large spaces and is designed for efficiency and ease of operation. This model features a safe mechanized opening and closing system with a worm screw and is cable ready for electrical operation and the addition of side walls. The design allows for non-removable furniture below and includes a double crown for telescopic opening. This model is best suited for group seating areas with large tables or multiple smaller tables.

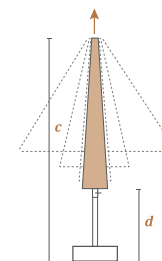
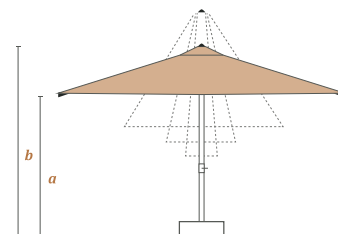
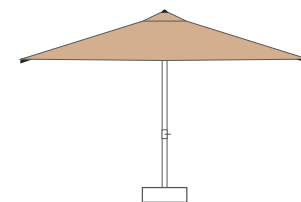


UMBRELLA FRAME	Center Pole	VALANCE	Available Upon Request (+5%)
SHAFT	Aluminum Ø 3.35" x 0.12" (8.50 x 0.30 cm)	VENT	Soft
NUMBER OF RIBS	8 Ribs	VENTS	-----
RIB MEASUREMENTS	Aluminum 1.38" x 0.79" x 0.08" / 1.77" x 0.79" x 0.08" (3.50 x 2 x 0.20 / 4.49 x 2 x 0.20 cm)	CANOPY TILT	-----
INTERNALLY REINFORCED	Yes	CANOPY HEIGHT	Fixed
SIDE ARMS	-----	UMBRELLA ROTATION	360°
NUTS, BOLTS, SCREWS	Stainless Steel	CRANK	Included
ALUMINUM COATING	Powder Coating	EQUIPPED FOR SIDEWALL FITTING	Included
OPENING / CLOSING	Endless Screw	LOGOS	Available Upon Request
RIB JOINTS	Nylon Triangle With Rivets	FABRIC & VELCRO GUTTERS	Available Upon Request
CANOPY	Sunbrella®	WEIGHT OF STRUCTURE W/ FABRIC	Approx. 110 - 176 lbs.

structure size range: 11' 6" x 11' 6" – Ø 19' 6" (350.52 x 350.52 - Ø 594,36 cm)

Approximate measures in cm on any bases, underground tube or base 25x25

MODEL	GENERAL MEASUREMENTS		DETAILED MEASUREMENTS				
			a	b	c	d	
	MDH3535	11' 6" x 11' 6"	350 x 350	7' 10" 240	9' 10" 300	13' 1" 400	4' 11" 150
	MDH4040	13' 0" x 13' 0"	400 x 400	8' 0" 245	10' 6" 320	13' 11" 425	4' 7" 140
	MDH4545	15' 0" x 15' 0"	450 x 450	8' 2" 250	10' 8" 325	14' 3" 435	3' 11" 120
	MDH5050	16' 6" x 16' 6"	500 x 500	8' 4" 255	11' 2" 340	15' 3" 465	3' 7" 110
	MDH5555	18' 0" x 18' 0"	550 x 550	8' 4" 255	11' 2" 340	15' 7" 475	2' 9" 85
	MDH6060	19' 6" x 19' 6"	600 x 600	8' 0" 245	11' 2" 340	15' 11" 485	2' 0" 60
	MDH4030	13' 0" x 10' 0"	400 x 300	7' 10" 240	9' 10" 300	13' 5" 410	4' 11" 150
	MDH4535	15' 0" x 11' 6"	450 x 350	8' 0" 245	10' 6" 320	13' 11" 425	4' 7" 140
	MDH4540	15' 0" x 13' 0"	450 x 400	8' 2" 250	10' 6" 320	14' 1" 430	4' 3" 130
	MDH5035	16' 6" x 11' 6"	500 x 350	8' 2" 250	10' 8" 325	14' 1" 430	3' 11" 120
	MDH5040	16' 6" x 13' 0"	500 x 400	8' 2" 250	10' 8" 325	14' 1" 430	3' 7" 110
	MDH5545	18' 0" x 15' 0"	550 x 450	8' 4" 255	11' 2" 340	15' 1" 460	3' 3" 100
	MDH6040	19' 6" x 13' 0"	600 x 400	8' 6" 260	11' 4" 345	14' 7" 445	2' 9" 85
	MDH6045	19' 6" x 15' 0"	600 x 450	8' 6" 260	11' 4" 345	15' 3" 465	2' 11" 90
	MDH6050	19' 6" x 16' 6"	600 x 500	8' 2" 250	11' 4" 345	15' 11" 485	2' 11" 90
	MDHD45	Ø 15' 0"	Ø 450	8' 2" 250	10' 4" 315	13' 3" 405	5' 7" 170
MDHD50	Ø 16' 6"	Ø 500	8' 2" 250	10' 6" 320	13' 5" 410	5' 3" 160	
MDHD55	Ø 18' 0"	Ø 550	8' 2" 250	10' 10" 330	13' 9" 420	4' 9" 145	
MDHD60	Ø 19' 6"	Ø 600	8' 4" 255	11' 2" 340	14' 9" 450	4' 7" 140	



bases



ATIND
Iron base tube for in-ground
insertion (12 kg, 26 lbs).



AD2525
Iron base for bolt down
(10 kg, 22 lbs).



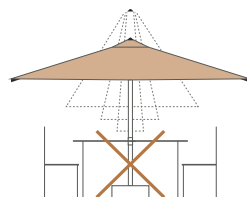
AF9090
Iron base 35"x35" (90x90cm) ready
for 4 concrete weights (47 kg, 103 lbs).

ACEM49
Set of 4 concrete weights
(Total 263 kg, 579 lbs).

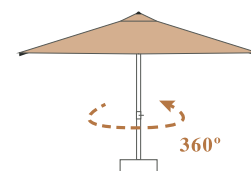


ACOP90 (OPTIONAL)
Cover for weights
and base (8 kg, 16 lbs).

features



NO furniture removal



Rotation

ACCESSORIES



LED spotlight with joint

Watt	3
Volt	12



LED strip with rigid profile - cold light

cm.	50	100
in.	20"	40"
Watt	9	18
Volt	12	12



Wheel covered in rubber with brake* Select models only



Pillow for coverbase in fabric or faux leather
27"x27" or 35"x35"
(70x70 cm or 90x90 cm)

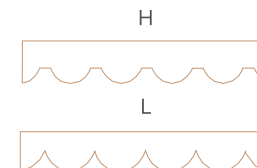
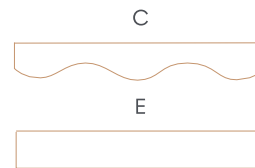
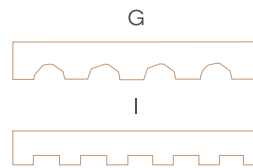
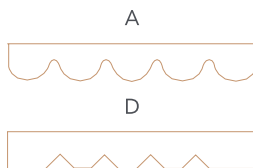


Pillow for cover base in fabric or faux leather
21"x46" (117x54 cm)



Nylon storage bag

valance types





www.poggesiusa.com

11550 Interchange Circle North - Miramar, FL 33025

1.786.558.2233 1-888 POGGESI